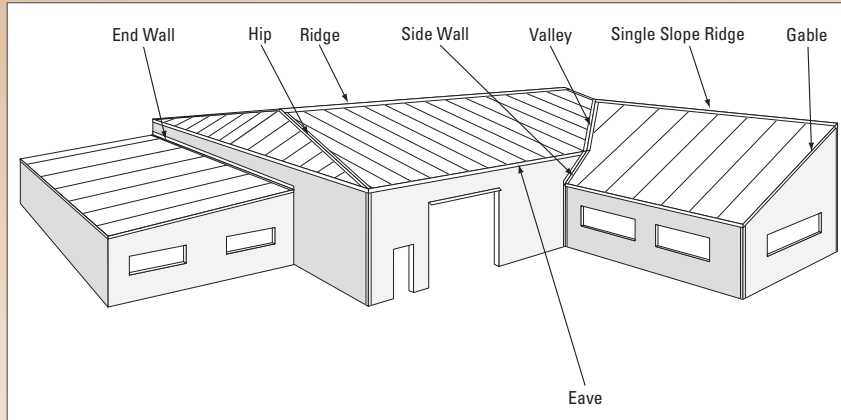


Standard Flashings - Metal Roofing

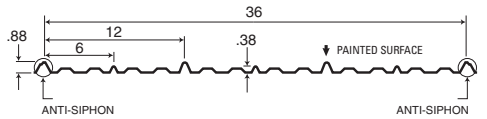
Selection Drawing



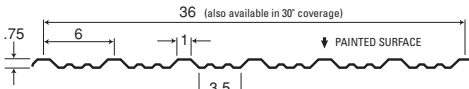
Profile List

Exposed Fasteners

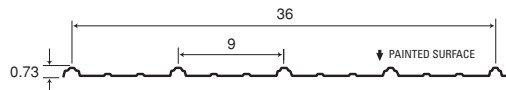
- Century Rib



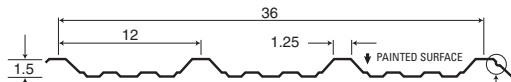
- Diamond Rib



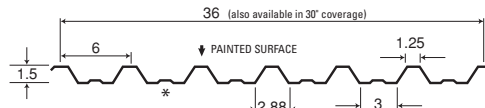
- Optimum Rib



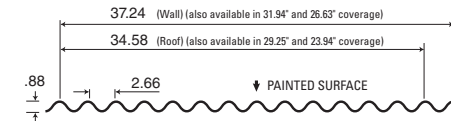
- 4-150



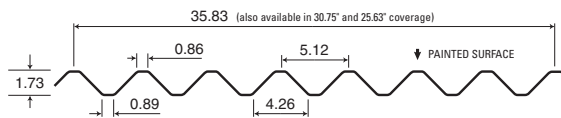
- 7-150



- 7/8" Corrugated

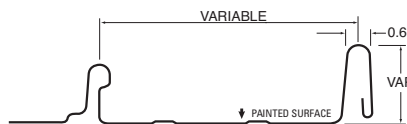


- 8-175



Hidden Fasteners (Standing Seam)


- Nail Strip NS



Heights available:

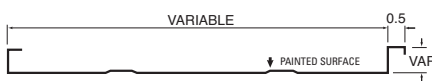
- 1 (25)
- 1 1/2 (38)

- Snap Lock SL



- 1 (25)
- 1 1/2 (38)

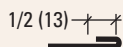
- AR



- 1 1/16 (27)
- 1 1/2 (38)
- 2 1/5 (56)

Trims are standard at 10' - 0" long but are available up to 20' - 0" (some exceptions apply). Custom flashings to specific requirements are available on request.

Hem (Safety Edge) 1/2" unless otherwise noted, i.e.:



Exposed Surface Prepainted:



Standard Flashings - Metal Roofing

Eave/Gable Starters, Flashings, Valleys & Endwalls

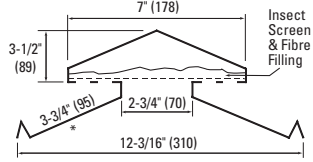
<p>#56 EAVE/GABLE STARTER</p> <p>* Please specify slope</p>	<p>#57 EAVE/GABLE STARTER</p> <p>* Please specify slope</p>	<p>#53 BRAKE FORM EAVE STARTER</p>										
<p>G-25 EAVE TRIM</p> <p>* Please specify A and slope</p>	<p>G-29 HIGH-LOW FLASHING</p> <p>* Please specify A and slope</p>											
<p>A-27 GABLE CAP</p>	<table border="1"> <thead> <tr> <th>Part No.</th> <th>A</th> </tr> </thead> <tbody> <tr> <td>A-27</td> <td>13/16 (21)</td> </tr> <tr> <td>B-27</td> <td>1 1/4 (32)</td> </tr> <tr> <td>C-27</td> <td>1 7/8 (48)</td> </tr> <tr> <td>D-27</td> <td>2 3/8 (60)</td> </tr> </tbody> </table>	Part No.	A	A-27	13/16 (21)	B-27	1 1/4 (32)	C-27	1 7/8 (48)	D-27	2 3/8 (60)	<p>1526 GABLE FLASHING</p> <p>Leave open 1/8"</p>
Part No.	A											
A-27	13/16 (21)											
B-27	1 1/4 (32)											
C-27	1 7/8 (48)											
D-27	2 3/8 (60)											
<p>G-46 ENDWALL</p> <table border="1"> <thead> <tr> <th>Part No.</th> <th>A</th> </tr> </thead> <tbody> <tr> <td>G-46A</td> <td>5 1/2 (140)</td> </tr> <tr> <td>G-46B</td> <td>8 1/2 (216)</td> </tr> </tbody> </table> <p>* Please specify slope</p>	Part No.	A	G-46A	5 1/2 (140)	G-46B	8 1/2 (216)						
Part No.	A											
G-46A	5 1/2 (140)											
G-46B	8 1/2 (216)											
<p>#60 V-VALLEY</p> <p>Blank Size: 18", 24", 36"</p>	<p>#70 W-VALLEY</p> <p>Blank Size: 18", 24", 36"</p>											
<p>#71 COMMERCIAL V-VALLEY</p>	<p>#72 COMMERCIAL W-VALLEY</p>	<p>#117 ENDWALL</p>										



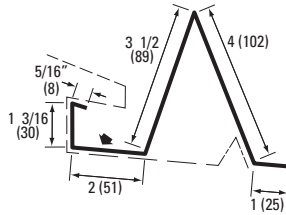
Standard Flashings - Metal Roofing

Vents, Ridges & F-Gable

1200 RIDGE VENT

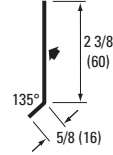


1200 DEFLECTOR FLANGE

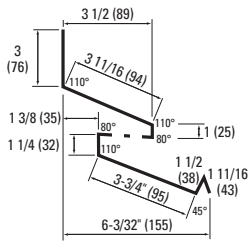


2 required per Vent
Use with 1200 Vent for slopes over 6:12

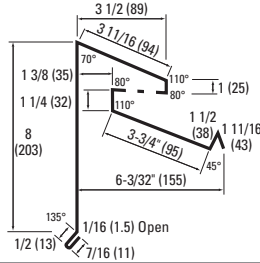
1535 LOCKING STRIP



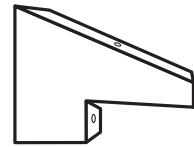
1170 VENTED ENDWALL



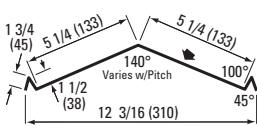
1171 MONO SLOPE VENTED ENDWALL



#40V VENTED ENDWALL END CAP

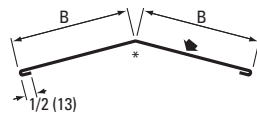


1210 RIDGE COVER



* Specify slope

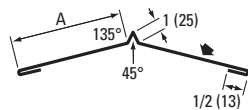
G-37 (1530) RIDGE / HIP COVER



* Specify slope

Part No.	B
G-37A	5 1/2 (140)
G-37B	7 1/2 (190)
G-37C	11 1/2 (292)

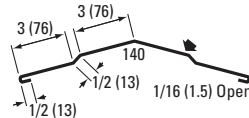
G-34 EXPANSION RIDGE COVER



* Specify slope

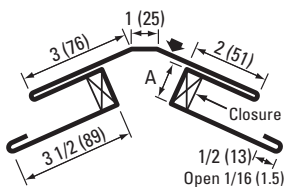
Part No.	A
G-34A	5 1/2 (140)
G-34B	7 1/2 (190)
G-34C	11 1/2 (292)

G-38 RIDGE COVER



* Specify slope

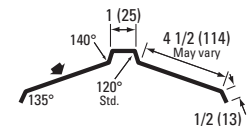
#110 (B-44) COTTAGE RIDGE



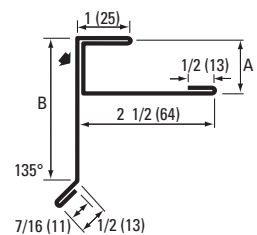
* Specify slope

Part No.	A
A-44	5/8 (16)
B-44	1 (25)
C-44	1 5/8 (41)
D-44	2 (51)
E-44	3 1/8 (79)

#100 RIDGE COVER



G-47 F-GABLE



* Specify B

Part No.	A	B
G-47A	5/8 (16)	*
G-47B	1 (25)	*
G-47C	1 5/8 (41)	*
G-47D	1 7/8 (48)	*
G-47E	2 1/8 (54)	*
G-47F	3 1/8 (79)	*

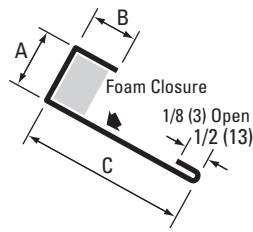
#110A END CAP



Standard Flashings - Metal Roofing

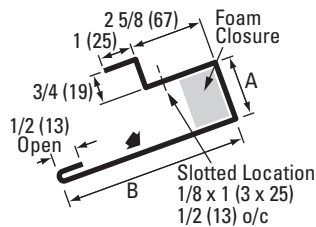
Top Closures & Snow Control

G-20 HIP/RIDGE CLOSURE



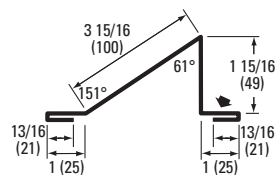
Part No.	A	B	C
G-20A	5/8 (16)	1 15/16 (49)	2 15/16 (75)
G-20B	1 (25)	2 (51)	4 1/2 (114)
G-20C	1 5/8 (41)	2 (51)	6 (152)
G-20D	1 7/8 (48)	2 (51)	7 (178)
G-20E	3 1/8 (79)	2 (51)	8 (203)

G-30 VENTED HIP/RIDGE CLOSURE



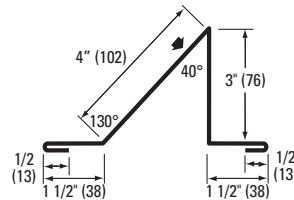
Part No.	A	B
G-30A	5/8 (16)	5 (127)
G-30B	1 1/8 (29)	5 (127)
G-30C	1 5/8 (41)	6 (152)
G-30D	1 7/8 (48)	7 (178)
G-30E	3 1/8 (79)	8 (203)

#80 2" SNOW CONTROL



18ga Galvanized Insert available

#85 3" SNOW CONTROL



18ga Galvanized Insert available

#80 2" SNOW CONTROL INSERT



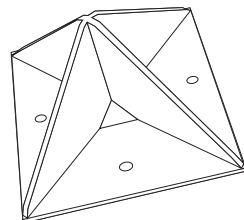
18ga Galvanized Insert

#85 3" SNOW CONTROL INSERT



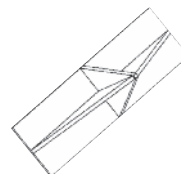
18ga Galvanized Insert

STANDARD SNO GEM



See "Sno Gem" Brochure for details

JUNIOR SNO GEM



See "Sno Gem" Brochure for details

SNOBARS



See "SnoBars" Brochure for details

SNOBARS INSTALLATION ADHESIVE



See "SnoBars" Brochure for details

Snow Control Systems sold by Agway Metals Inc. are not to be used as fall protection systems. **The Buyer agrees that under no circumstances shall the Seller be liable for any consequential, special or indirect damages.**

