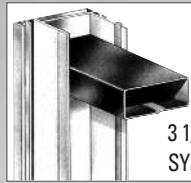


Metal Framed Sliding Doors

All-Metal & Wood-Metal Door Systems



3 1/2"
SYSTEM

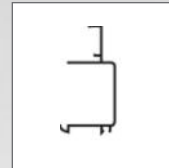
- PRE-FINISHED WHITE ALUMINUM VERTICALS
- STEEL BOX GIRTS
- ALL-METAL GUIDE SYSTEM



1 1/2"
SYSTEM

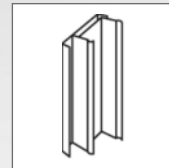
SDR 1600 AV Vertical Rail

- High nail/screw groove protects jamb
- Wide nail/screw groove allows nailing without damaging vertical
- Optional vinyl weather strip wipes against jamb to seal opening
- Designed to allow easier insertion of girts
- Available in 8', 9', 10', 11', 12', 13', 14', 15' and 16' heights
- Stock



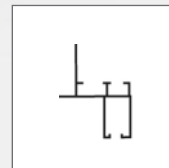
SDR 1635 BV 3-1/2" Box Vertical

- Built-in box extrusion gives best strength-to-weight ratio
- Triple 'J' Trim accepts vertically all metal heights
- 'J' for flat-cut metal extended and raised to allow easy insertion of sheet and conceals irregular cut
- Optional weather strip available
- Back designed not to catch on jamb trim when opening or closing door
- Available in 9', 10', 11', 12', 14', 15', 16', 18' and 20' lengths
- Stock



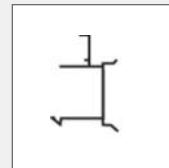
SDR 1635 BB 3-1/2" Box Bottom Rail - white aluminum

- Available in 10', 12', 13'-6", 14', 15', 16', 18', 20' and 24' lengths
- Mates with SDR 1635 BV to complete an all-white 3-1/2" application
- Non-Stock - available upon request. 3 week delivery



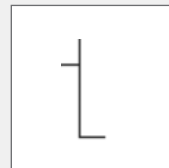
SDR 1600 HV "H" Vertical Rail (Centre Closure)

- Economy of including "H" on standard vertical
- Mates with standard vertical to hold double doors together
- Positive weather seal of door centre with optional weather strip
- Available in 10', 12', 14', 16' and 18' heights
- Non-stock - available upon request. 3 week delivery



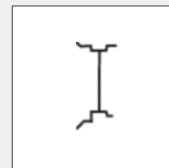
SDR 1600 AB Aluminum Bottom Rail

- Trims bottom of door
- 20 ga. steel G90 galvanized. Use with Door Roller
- Available in 10', 12', 14', 16' and 20' lengths - can be spliced
- Stock



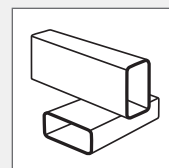
SDR 1600 HC "H" Closure

- Simplifies stock
- Closes gap between, and strengthens, centre of double doors
- Positive weather seal of door centre with optional weather strip
- Available in 10', 12', 14' and 16' heights
- Stock



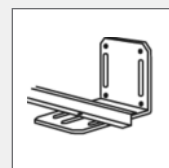
SDR 1635 BG 3-1/2" x 1-1/2" Box Girt

- Lock seam tube for best economy, strength and weight
- Can be used in both vertical or horizontal applications
- 20 ga. steel G90 galvanized
- Available in 10', 11', 12', 13', 14', 15', 16', 18', 20' and 24' lengths
- Stock



SDR 0500 GZ-5' / SDR 1000 GZ-10' Guide Rail

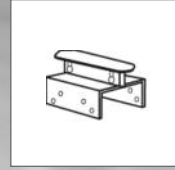
- Heavy galvanized steel
- 5' and 10' lengths - use length or lengths equal to 1/3 to 1/2 the door panel width or more if desired
- Bracket mounting hole located to allow lead in when door is closed and to aid in installation over metal or other obstruction
- Holds door down and in
- Non-stock - available upon request. 3 week delivery



Metal Framed Sliding Doors

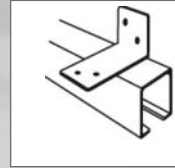
SDR 16001 CG Centre Guide

- Attaches to stub post or into cement in centre of split doors and large shingles
- Removable stop prevents door from rolling past centre
- Mates with SDR 1635 BR Bottom Rail for 3-1/2" system and SDR 1600 WB Bottom Rail for 1-1/2" system
- Non-stock - available upon request. 3 week delivery



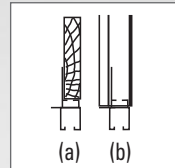
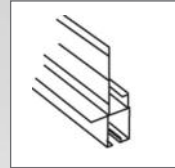
SDR 1635 BR Bottom Rail

- Dual purpose - attaches to wood or steel girt
- 18 ga. steel
- Bottom Rail Channel mates with Guide Rail system
- Available in 8', 10' and 12' lengths
- Non-stock - available upon request. 3 week delivery



SDR 1600 WB Bottom Rail

- Continuous nail flange can be cut to any length
- Designed with 1-1/4" up/down play to compensate for seasonal changes in doors/buildings
- Dual purpose - use on wood doors (a) or metal doors (b) as shown
- Nail to wood bottom rail or screw to aluminum vertical rail
- Available in 10' 2-5/8", 12' 2-5/8", 14' 2-5/8", 16' 2-5/8", 18' 2-5/8" and 20' 2-5/8" lengths
- Non-stock - available upon request. 3 week delivery



OPTIONS

SDR 1600 Weather Stripping

Optional vinyl weather strip seals entire vertical to jamb

Sliding Door Components - Vertical Rails

1-1/2" Thick Vertical Rails

8' SDR 1600 AV
10' SDR 1600 AV
12' SDR 1600 AV
14' SDR 1600 AV
16' SDR 1600 AV

3-1/2" Thick Vertical Rails

10' SDR 1635 BV
12' SDR 1635 BV
14' SDR 1635 BV
16' SDR 1635 BV
18' SDR 1635 BV
20' SDR 1635 BV

Sliding Door Components - Bottom Rails

12' SDR 1600 AB

16' SDR 1600 AB

20' SDR 1600 AB

Sliding Door Components - Centre Closure Rails

12' SDR 1600 HC

14' SDR 1600 HC

16' SDR 1600 HC

Sliding Door Components - Steel Girts

20 ga. Galvanized 1-1/2" x 3-1/2" Lock Seamed Steel Box Girts

12' SDR 1635 BG

16' SDR 1635 BG

20' SDR 1635 BG

24' SDR 1635 BG

NOTE: Sliding Rail Components for 1-1/2" x 3-1/2" thick combination wood/metal sliding door systems.

Pre-finished White Aluminum

