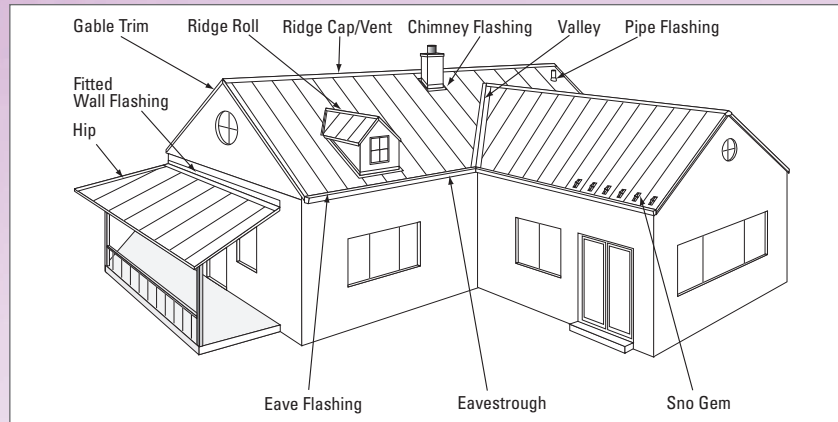


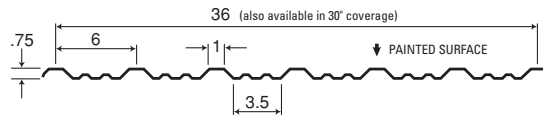
# Standard Flashings - Residential

## Selection Drawing

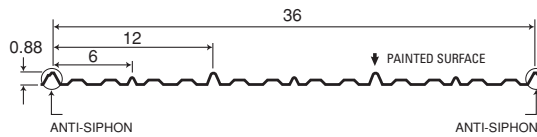


## Profile List

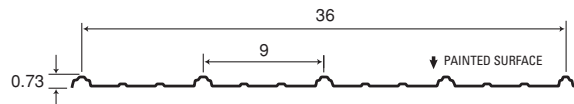
- Diamond Rib



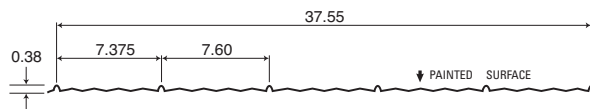
- Century Rib



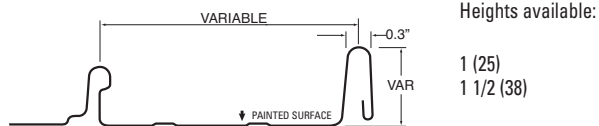
- Optimum Rib



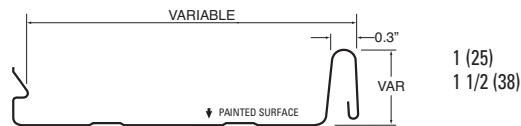
- Lo-Rib



- Nail Strip NS



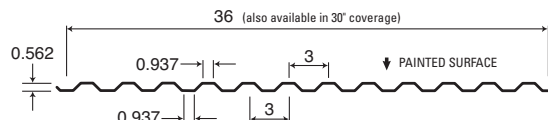
- Snap Lock SL



- AR

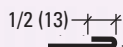


- Ultima



Trims are standard at 10' - 0" long but are available up to 20' - 0" (some exceptions apply). Custom flashings to specific requirements are available on request.

Hem (Safety Edge) 1/2" unless otherwise noted, i.e.:



Exposed Surface Prepainted:



# Standard Flashings - Residential

## Eave/Gable Starters, Flashings, Endwalls & Valleys

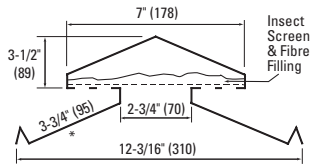
<p><b>1211 EAVE STARTER</b></p>	<p><b>#53 BRAKE FORM EAVE STARTER</b></p>	<p><b>#55 GABLE STARTER</b></p>
<p><b>#54 EAVE STARTER</b></p>	<p><b>#75 STEP FLASHING</b></p>	<p><b>G-25 EAVE TRIM</b></p> <p>* Please specify A and slope</p>
<p><b>#56 EAVE/GABLE STARTER</b></p>	<p><b>#56 EAVE/GABLE STARTER</b></p> <p>* Please specify slope</p>	<p><b>#117 ENDWALL</b></p>
<p><b>#57 EAVE/GABLE STARTER</b></p>	<p><b>#57 EAVE/GABLE STARTER</b></p> <p>* Please specify slope</p>	<p><b>G-46 ENDWALL</b></p> <p>Part No.    A  G-46A    5 1/2 (140)  G-46B    8 1/2 (216)</p> <p>* Please specify slope</p>
<p><b>#60 V-VALLEY</b></p> <p>Blank Size: 18", 24", 36"</p>	<p><b>#70 W-VALLEY</b></p> <p>Blank Size: 18", 24", 36"</p>	<p><b>#114 HIP FLASHING</b></p> <p>140° Std. May Vary</p>
<p><b>#71 COMMERCIAL V-VALLEY</b></p>	<p><b>#72 COMMERCIAL W-VALLEY</b></p>	<p><b>G-29 HIGH-LOW FLASHING</b></p> <p>Part No.    A  G-29A    5 1/2 (140)  G-29B    7 1/2 (191)</p> <p>* Please specify slope</p>



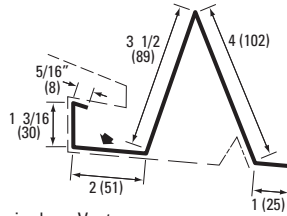
# Standard Flashings - Residential

## Vents, Ridges & Caps

1200 RIDGE VENT

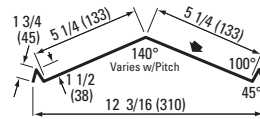


1200 DEFLECTOR FLANGE

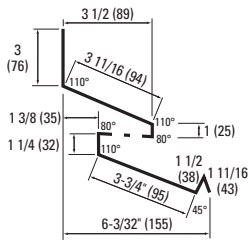


2 required per Vent  
Use with 1200 Vent for slopes over 6:12

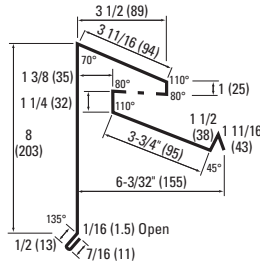
1210 RIDGE COVER



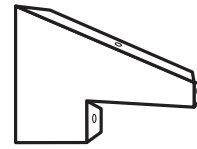
1170 VENTED ENDWALL



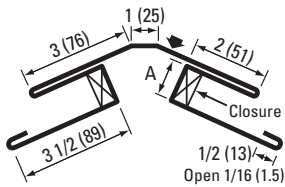
1171 MONO SLOPE VENTED ENDWALL



40V VENTED ENDWALL END CAP



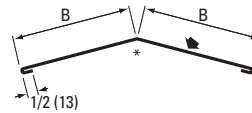
#110 (B-44) COTTAGE RIDGE



Part No.	A
A-44	5/8 (16)
B-44	1 (25)
C-44	1 5/8 (41)
D-44	2 (51)
E-44	3 1/8 (79)

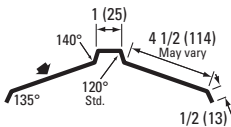
\* Specify slope

G-37 (1530) RIDGE / HIP COVER

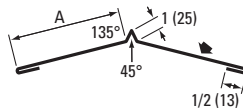


\* Specify slope

#100 RIDGE COVER



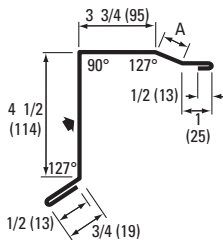
G-34 EXPANSION RIDGE COVER



Part No.	A
G-34A	5 1/2 (140)
G-34B	7 1/2 (190)
G-34C	11 1/2 (292)

Part No.	B
G-37A	5 1/2 (140)
G-37B	7 1/2 (190)
G-37C	11 1/2 (292)

A-27 GABLE CAP

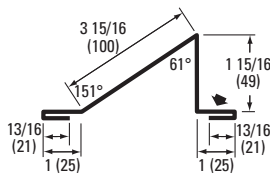
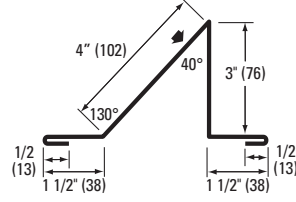


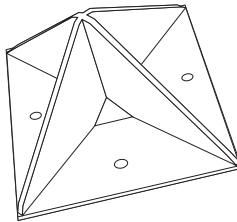
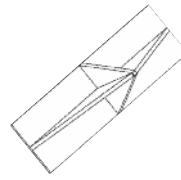




Part No.	A
A-27	13/16 (21)
B-27	1 1/4 (32)
C-27	1 7/8 (48)
D-27	2 3/8 (60)



# Standard Flashings - Residential

## Snow Control

<p>#80 2" SNOW CONTROL</p>  <p>18ga Galvanized Insert available</p>	<p>#85 3" SNOW CONTROL</p>  <p>18ga Galvanized Insert available</p>	
<p>#80 2" SNOW CONTROL INSERT</p>  <p>18ga Galvanized Insert</p>	<p>#85 3" SNOW CONTROL INSERT</p>  <p>18ga Galvanized Insert</p>	
<p>STANDARD SNO GEM</p>  <p>See "Sno Gem" Brochure for details</p>	<p>JUNIOR SNO GEM</p>  <p>See "Sno Gem" Brochure for details</p>	
<p>SNOBARS</p>  <p>See "SnoBars" Brochure for details</p>	<p>SNOBARS INSTALLATION ADHESIVE</p>  <p>See "SnoBars" Brochure for details</p>	
		<p>Snow Control Systems sold by Agway Metals Inc. are not to be used as fall protection systems. <b>The Buyer agrees that under no circumstances shall the Seller be liable for any consequential, special or indirect damages.</b></p>

