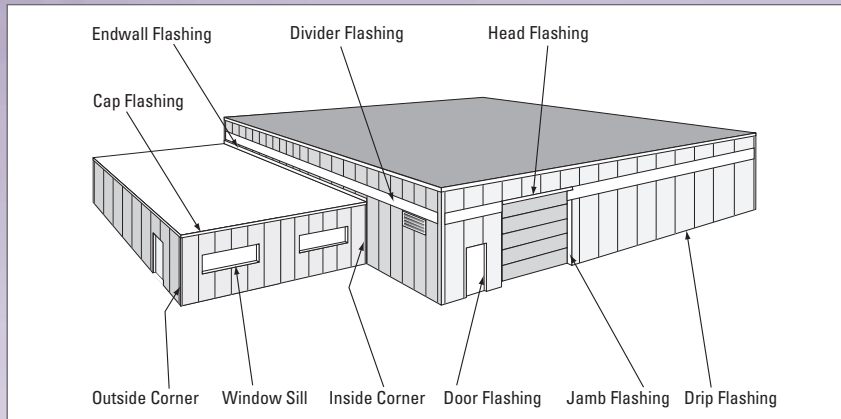


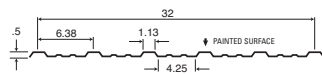
Standard Flashings - Industrial/Commercial

Selection Drawing

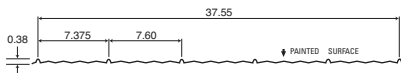


Trim Series and Matching Profiles

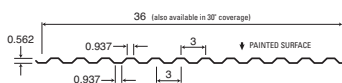
- A Series** • CH5-32
5/8 (16) • CH6-32



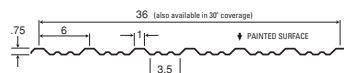
- Lo-Rib



- Ultima



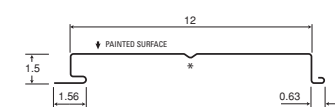
- B Series** • Diamond Rib
1 (25)



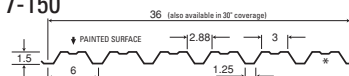
- 7/8" Corrugated



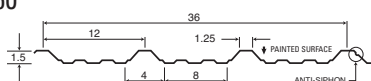
- C Series** • HF Series
1 5/8 (41)



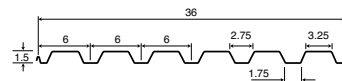
- 6-150, 7-150



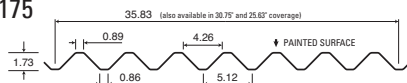
- 4-150, 3-150



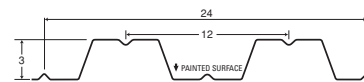
- RD-36



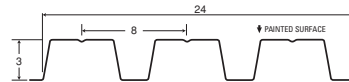
- D Series** • 7-175, 8-175
1 7/8 (48)



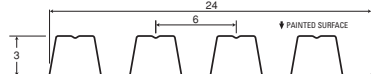
- E Series** • 2-300
3 1/8 (79)



- 3-300




- 4-300



Standard trims are 10' - 0" long but are available up to 20' - 0" (some exceptions apply).

Custom flashings to specific requirements are available on request.

Hem (Safety Edge) is 1/2" unless otherwise noted, i.e.: 

Exposed Surface Prepainted: 

(56) Millimetre dimensions



Standard Flashings - Industrial/Commercial

Typical Flashings - Outside & Inside Corners

OUTSIDE CORNER	PART NO.	A	B	C
	G-1A	2 1/2 (64)		
	G-1B	4 (102)		
	G-1E	5 1/2 (140)		

OUTSIDE CORNER	PART NO.	A	B	C
	A-3 (AN-3A)	5/8 (16)	2 3/4 (70)	1 1/8 (29)
	B-3 (AN-3)	1 (25)	2 5/8 (67)	7/8 (22)
	C-3 (1503)	1 5/8 (41)	3 1/2 (89)	1 1/2 (38)
	D-3	1 7/8 (48)	3 1/2 (89)	1 5/8 (41)
	E-3	3 1/8 (79)	4 1/8 (105)	2 7/8 (73)

OUTSIDE CORNER	PART NO.	A	B	C
	A-5 (ST-3A)	5/8 (16)	7/8 (22)	2 1/2 (64)
	B-5 (ST-3)	7/8 (22)	7/8 (22)	2 1/2 (64)
	C-5 (1501)	1 5/8 (41)	1 (25)	3 7/16 (87)
	D-5	1 7/8 (48)	1 (25)	3 7/16 (87)
	E-5	3 1/8 (79)	2 7/8 (73)	6 9/16 (167)

OUTSIDE CORNER	PART NO.	A	B	C
	B-7			

OUTSIDE CORNER	PART NO.	A	B	C
	C-8			

INSIDE CORNER	PART NO.	A	B	C
	G-2A	2 1/2 (64)		
	G-2B	4 (102)		
	G-2E	5 1/2 (140)		

INSIDE CORNER	PART NO.	A	B	C
	A-4 (AN-4A)	5/8 (16)	1 3/8 (35)	
	B-4 (AN-4)	1 (25)	1 (25)	
	C-4 (1505)	1 5/8 (41)	1 3/8 (35)	
	D-4	1 7/8 (48)	1 1/8 (29)	
	E-4	3 1/8 (79)	4 1/8 (105)	

INSIDE CORNER	PART NO.	A	B	C
	A-6 (ST-4A)	5/8 (16)	15/16 (24)	2 (51)
	B-6 (ST-4)	7/8 (22)	15/16 (24)	1 3/4 (45)
	C-6 (1504)	1 5/8 (41)	1 (25)	2 (51)
	D-6	1 7/8 (48)	1 (25)	2 (51)
	E-6	3 1/8 (79)	1 1/2 (38)	2 7/8 (73)



Standard Flashings - Industrial/Commercial

Typical Flashings - J-Trims, Base Trims & Drips

J-TRIM	PART NO.	A	B	C
	A-15 (AN-13A)	5/8 (16)	5/8 (16)	1 3/4 (45)
	B-15 (AN-13)	15/16 (24)	3/4 (19)	1 7/8 (48)
	C-15 (1512)	1 5/8 (41)	1 (25)	2 (51)
	D-15	1 7/8 (48)	1 (25)	2 (51)
	E-15	3 1/8 (79)	1 (25)	2 (51)

J-TRIM (EXPOSED)	PART NO.	A	B	C
	A-16	5/8 (16)	3/4 (19)	1 3/4 (45)
	B-16	15/16 (24)	3/4 (19)	1 7/8 (48)
	C-16 (1513)	1 5/8 (41)	1 (25)	2 (51)
	D-16	1 7/8 (48)	1 (25)	2 (51)
	E-16	3 1/8 (79)	1 (25)	2 (51)

J-TRIM	PART NO.	A	B	C
	1578			

BASE TRIM	PART NO.	A	B	C
	1509			

BASE TRIM	PART NO.	A	B	C
	1510			

BASE TRIM	PART NO.	A	B	C
	A-17	5/8 (16)	*	1 7/8 (48)
	B-17	1 (25)	*	2 (51)
	C-17	1 5/8 (41)	*	2 (51)
	D-17	1 7/8 (48)	*	2 1/8 (54)
	E-17	3 1/8 (79)	*	2 1/8 (54)

* Please specify B

BASE DRIP	PART NO.	A	B	C
	A-9	5/8 (16)	1 3/4 (45)	
	B-9	1 3/8 (35)	1 7/8 (48)	
	C-9 (1516)	1 3/4 (45)	2 (51)	
	D-9	2 (51)	1 3/4 (45)	
	E-9	3 1/8 (79)	2 (51)	

BASE DRIP	PART NO.	A	B	C
	A-10	5/8 (16)	1 3/4 (45)	
	B-10	1 3/8 (35)	1 3/4 (45)	
	C-10 (1517)	1 3/4 (45)	2 (51)	
	D-10	2 (51)	1 3/4 (45)	
	E-10	3 1/8 (79)	2 (51)	



Standard Flashings - Industrial/Commercial

Typical Flashings - Drips, Dividers & Top Closures

BASE DRIP	PART NO.	A	B	C
	A-11	5/8 (16)	*	
	B-11	1 3/8 (35)	*	
	C-11	1 3/4 (45)	*	
	D-11	2 (51)	*	
	E-11	3 1/4 (83)	*	

* Please specify B

BASE DRIP	PART NO.	A	B	C
	G-45A	4 7/8 (124)		
	G-45B	8 1/2 (216)		

BASE DRIP	PART NO.	A	B	C
	1518			

* Please specify B

BASE DRIP	PART NO.	A	B	C
	1528			

HORIZONTAL DIVIDER	PART NO.	A	B	C
	A-18	5/8 (16)	1 (25)	2 3/8 (60)
	B-18	1 (25)	1 (25)	2 (51)
	C-18	1 5/8 (41)	1 1/2 (38)	2 7/8 (73)
	D-18	1 7/8 (48)	1 1/2 (38)	2 5/8 (67)
	E-18	3 1/8 (79)	2 (51)	2 (51)

VERTICAL DIVIDER 2-pc	PART NO.	A	B	C
	A-39	5/8 (16)	1 3/4 (45)	2 (51)
	B-39	1 (25)	2 (51)	2 (51)
	C-39	1 5/8 (41)	2 (51)	2 (51)
	D-39	1 7/8 (48)	2 (51)	2 (51)
	E-39	3 1/8 (79)	2 (51)	2 (51)

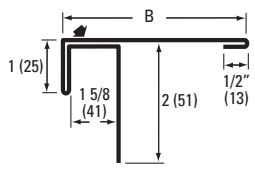
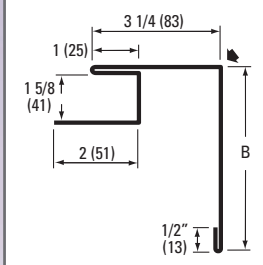
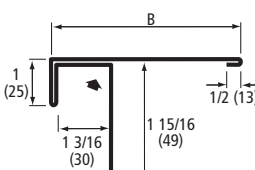
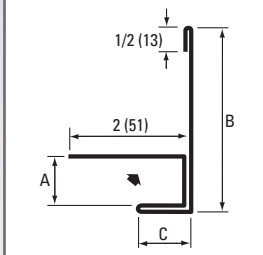
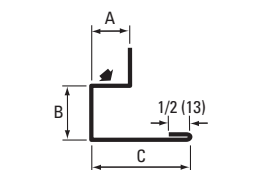
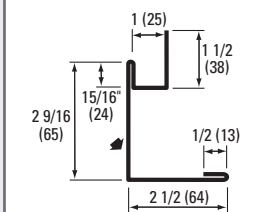
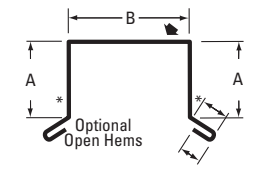
TOP CLOSURE	PART NO.	A	B	C
	A-20	5/8 (16)	1 15/16 (49)	2 15/16 (75)
	B-20	1 (25)	2 (51)	4 1/2 (114)
	C-20	1 5/8 (41)	2 (51)	6 (152)
	D-20	1 7/8 (48)	2 (51)	7 (178)
	E-20	3 1/8 (79)	2 (51)	8 (203)

	PART NO.	A	B	C



Standard Flashings - Industrial/Commercial

Typical Flashings - Jams & Coping Flashing

<p>JAMB</p>  <p>* Please specify B</p>	<table border="1"> <thead> <tr> <th>PART NO.</th> <th>A</th> <th>B</th> <th>C</th> </tr> </thead> <tbody> <tr> <td>1520</td> <td></td> <td>*</td> <td></td> </tr> <tr><td> </td><td> </td><td> </td><td> </td></tr> <tr><td> </td><td> </td><td> </td><td> </td></tr> <tr><td> </td><td> </td><td> </td><td> </td></tr> <tr><td> </td><td> </td><td> </td><td> </td></tr> </tbody> </table>	PART NO.	A	B	C	1520		*																		<p>JAMB</p>  <p>* Please specify B</p>	<table border="1"> <thead> <tr> <th>PART NO.</th> <th>A</th> <th>B</th> <th>C</th> </tr> </thead> <tbody> <tr> <td>1521</td> <td></td> <td>*</td> <td></td> </tr> <tr><td> </td><td> </td><td> </td><td> </td></tr> <tr><td> </td><td> </td><td> </td><td> </td></tr> <tr><td> </td><td> </td><td> </td><td> </td></tr> <tr><td> </td><td> </td><td> </td><td> </td></tr> </tbody> </table>	PART NO.	A	B	C	1521		*																																									
PART NO.	A	B	C																																																																								
1520		*																																																																									
PART NO.	A	B	C																																																																								
1521		*																																																																									
<p>JAMB</p>  <p>* Please specify B</p>	<table border="1"> <thead> <tr> <th>PART NO.</th> <th>A</th> <th>B</th> <th>C</th> </tr> </thead> <tbody> <tr> <td>1579</td> <td></td> <td>*</td> <td></td> </tr> <tr><td> </td><td> </td><td> </td><td> </td></tr> <tr><td> </td><td> </td><td> </td><td> </td></tr> <tr><td> </td><td> </td><td> </td><td> </td></tr> <tr><td> </td><td> </td><td> </td><td> </td></tr> </tbody> </table>	PART NO.	A	B	C	1579		*																		<p>JAMB</p>  <p>* Please specify B</p>	<table border="1"> <thead> <tr> <th>PART NO.</th> <th>A</th> <th>B</th> <th>C</th> </tr> </thead> <tbody> <tr> <td>A-21</td> <td>5/8 (16)</td> <td>*</td> <td>5/8 (16)</td> </tr> <tr> <td>B-21</td> <td>1 (25)</td> <td>*</td> <td>1 (25)</td> </tr> <tr> <td>C-21</td> <td>1 5/8 (41)</td> <td>*</td> <td>1 (25)</td> </tr> <tr> <td>D-21</td> <td>1 7/8 (48)</td> <td>*</td> <td>1 (25)</td> </tr> <tr> <td>E-21</td> <td>3 1/8 (79)</td> <td>*</td> <td>1 (25)</td> </tr> </tbody> </table>	PART NO.	A	B	C	A-21	5/8 (16)	*	5/8 (16)	B-21	1 (25)	*	1 (25)	C-21	1 5/8 (41)	*	1 (25)	D-21	1 7/8 (48)	*	1 (25)	E-21	3 1/8 (79)	*	1 (25)																								
PART NO.	A	B	C																																																																								
1579		*																																																																									
PART NO.	A	B	C																																																																								
A-21	5/8 (16)	*	5/8 (16)																																																																								
B-21	1 (25)	*	1 (25)																																																																								
C-21	1 5/8 (41)	*	1 (25)																																																																								
D-21	1 7/8 (48)	*	1 (25)																																																																								
E-21	3 1/8 (79)	*	1 (25)																																																																								
<p>JAMB</p> 	<table border="1"> <thead> <tr> <th>PART NO.</th> <th>A</th> <th>B</th> <th>C</th> </tr> </thead> <tbody> <tr> <td>B-22A (AN-15)</td> <td>1 (25)</td> <td>1 5/8 (41)</td> <td>2 1/2 (64)</td> </tr> <tr> <td>B-22B (AN-16)</td> <td>1 (25)</td> <td>2 3/4 (70)</td> <td>3 1/2 (89)</td> </tr> <tr><td> </td><td> </td><td> </td><td> </td></tr> <tr><td> </td><td> </td><td> </td><td> </td></tr> <tr><td> </td><td> </td><td> </td><td> </td></tr> </tbody> </table>	PART NO.	A	B	C	B-22A (AN-15)	1 (25)	1 5/8 (41)	2 1/2 (64)	B-22B (AN-16)	1 (25)	2 3/4 (70)	3 1/2 (89)													<p>JAMB FLASHING</p> 	<table border="1"> <thead> <tr> <th>PART NO.</th> <th>A</th> <th>B</th> <th>C</th> </tr> </thead> <tbody> <tr> <td>B-71 (ST-14)</td> <td></td> <td></td> <td></td> </tr> <tr><td> </td><td> </td><td> </td><td> </td></tr> <tr><td> </td><td> </td><td> </td><td> </td></tr> <tr><td> </td><td> </td><td> </td><td> </td></tr> <tr><td> </td><td> </td><td> </td><td> </td></tr> </tbody> </table>	PART NO.	A	B	C	B-71 (ST-14)																																											
PART NO.	A	B	C																																																																								
B-22A (AN-15)	1 (25)	1 5/8 (41)	2 1/2 (64)																																																																								
B-22B (AN-16)	1 (25)	2 3/4 (70)	3 1/2 (89)																																																																								
PART NO.	A	B	C																																																																								
B-71 (ST-14)																																																																											
<p>PREFORMED COPING FLASHING</p>  <p>* Please specify all dimensions. Available with swaged ends.</p>	<table border="1"> <thead> <tr> <th>PART NO.</th> <th>A</th> <th>B</th> <th>C</th> </tr> </thead> <tbody> <tr> <td>1524</td> <td></td> <td></td> <td></td> </tr> <tr><td> </td><td> </td><td> </td><td> </td></tr> <tr><td> </td><td> </td><td> </td><td> </td></tr> <tr><td> </td><td> </td><td> </td><td> </td></tr> <tr><td> </td><td> </td><td> </td><td> </td></tr> </tbody> </table>	PART NO.	A	B	C	1524																				<table border="1"> <thead> <tr> <th>PART NO.</th> <th>A</th> <th>B</th> <th>C</th> </tr> </thead> <tbody> <tr><td> </td><td> </td><td> </td><td> </td></tr> <tr><td> </td><td> </td><td> </td><td> </td></tr> <tr><td> </td><td> </td><td> </td><td> </td></tr> <tr><td> </td><td> </td><td> </td><td> </td></tr> <tr><td> </td><td> </td><td> </td><td> </td></tr> </tbody> </table>	PART NO.	A	B	C																					<table border="1"> <thead> <tr> <th>PART NO.</th> <th>A</th> <th>B</th> <th>C</th> </tr> </thead> <tbody> <tr><td> </td><td> </td><td> </td><td> </td></tr> <tr><td> </td><td> </td><td> </td><td> </td></tr> <tr><td> </td><td> </td><td> </td><td> </td></tr> <tr><td> </td><td> </td><td> </td><td> </td></tr> <tr><td> </td><td> </td><td> </td><td> </td></tr> </tbody> </table>	PART NO.	A	B	C																				
PART NO.	A	B	C																																																																								
1524																																																																											
PART NO.	A	B	C																																																																								
PART NO.	A	B	C																																																																								



Standard Flashings - Industrial/Commercial

Typical Flashings - Hidden Fastener & Window Sills

HF OUTSIDE CORNER	PART NO.	A	B	C
	C-52			

HF INSIDE CORNER	PART NO.	A	B	C
	C-53			

HF J-TRIM	PART NO.	A	B	C
	C-54			

HF JAMB	PART NO.	A	B	C
	C-55	*		

* Please specify A

WINDOW SILL	PART NO.	A	B	C
	G-12	*	*	

* Please specify A, B and Slopes

LOCKING STRIP	PART NO.	A	B	C
	G-14	*		

	PART NO.	A	B	C

	PART NO.	A	B	C

