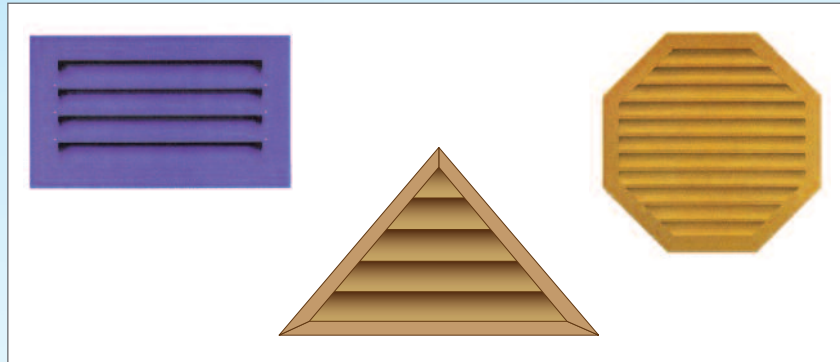


## Louvres


### FEATURES:

- Manufactured in 26, 24 and 22 gauge Prepainted Steel
- Also available in Aluminum, Copper or Stainless Steel
- Custom widths available
- 2-1/4" and 4" standard depths
- Custom sizes, depths and designs available on request
- Square, rectangular, triangular or octagonal shapes




## Blade Styles


- **STANDARD:**  
maximum effectiveness  
for exhaust and intake  
applications



- **STORMPROOF:**  
providing effective  
weatherproofing against  
wind-driven moisture



- **SIGHTPROOF:**  
perfect for security and  
visual appearance  
applications




## Features

### STYLES:

- Flush Mount
- Set-in Frame
  - Additional stiffening mullions every 40" for improved performance
  - Available with bird or insect screens
  - Designed for combination Louvre applications or for incorporation into Louvred Wall Systems
- Nailing Flange can be set at any preferred depth

# Louvres

## Octagonal Louvres



### FEATURES:

- Architecturally appealing
- 8-sides c/w screen
- Wall mounted ventilator
- Manufactured using Prepainted Steel
- Optional attached "J" trim
- Available in 29 and 26 ga., 2 1/4" depth

### AVAILABLE SIZES

18" x 18"

20" x 20"

24" x 24"

30" x 30"

36" x 36"

48" x 48"

