

## PROFILE SELECTION & COLOUR AVAILABILITY

## GUIDE DE SÉLECTION DES PROFILÉS ET DISPONIBILITÉ DES COULEURS



MADE IN CANADA • FABRIQUÉ AU CANADA

Easier to do Business with...  
**AGWAY METALS INC.**

...pour vous faciliter les Affaires

**PROFILES & GAUGES | Profilés et Épaisseurs**

\*Availability is subject to change without notice. | La disponibilité est sujette à changement sans préavis.

	6-150 7-150				7-175 8-175 7/8" CORRUGATED   Ondulé de 7/8 po					3-150 4-150 7/8" CORR (31 15/16" COV.) 7-175 & 8-175 (30 3/4" COV.)		CP-36	
	26	24	22	20	26	24	22	20	18	26	24	26	24
QC28696	Antique Linen   Lin antique	●	●			●	●				●		
QC28021	Beige   Beige												
QC28262	Black   Noir	●	●	●		●	●	●		●			
QC28273	Bone White   Blanc os	●	●	●		●	●	●		●	●		
QC28386	Bright Red   Rouge vif	●	●			●	●						
QC28783	Bright White   Blanc vif	○	○	○		○	○	○		○			
QC28790	Brite Blue   Bleu brillant	●	●			●	●			●			
QC28055	Buckskin   Peau de daim	●				●							
QC28011	Burgundy   Bourgogne												
QC28695	Cambridge White   Blanc cambridge	○	○	○		○	○	○					
QC28306	Charcoal   Fusain	●	●	●		●	●	●		●			
QC28326	Coffee   Café	●				●							
QC28229	Dark Brown   Brun foncé	●	●	●		●	●	●		●	●		
QC28250	Dark Red   Rouge foncé	●	●			●	●						
QC28314	Deep Grey   Gris foncé	●	●			●	●						
QC28276	Gold   Or	●				●				●	●		
QC28329	Green   Vert	●	●			●	●						
QC28330	Heron Blue   Bleu héron	●	●	●		●	●	●		●			
QC28234	Int'l Orange   Orange int'l	●				●							
QC 5712	Liner White <sup>5</sup>   Blanc intérieur												
QC28719	Mahogany Brown   Brun chêne	●				●							
QC28307	Melcher's Green   Vert melcher's	●	●			●	●			●			
QC28228	Metro Brown   Brun métro	●	●	●		●	●	●					
QC28256	Mist Green   Vert brumeux	●	●			●	●						
QC28258	Pacific Turquoise   Turquoise pacifique	●	●	●		●	●	●		●			
QC28129	Pebble Khaki   Caillou kaki	●	●			●	●						
QC28730	Regent Grey   Gris régent	●	●	●		●	●	●		●			
QC 7500	Silver <sup>6</sup>   Argent	●	●	●		●	●	●					
QC28260	Slate Blue   Bleu ardoise	●	●	●		●	●	●		●	●		
QC28013	Slate Grey   Gris ardoise	●	●			●	●						
QC28305	Stone Grey   Gris pierre	●	●	●		●	●	●		●	●		
QC28315	Tan   Fauve	●	●	●		●	●	●		●	●		
QC28259	Tile Red   Rouge tuile	●	●	●		●	●	●					
QC28317	White White   Blanc pur	○	○	○	○	○	○	○	○	○	○		

	CENTURY RIB DIAMOND RIB DR6-75 ULTIMA 6-150 & 7-150 (30" COV.)		OPTIMUM RIB LO-RIB		AL-315			CH5-32 & CH6-32 DIAMOND RIB (30" COV.) 7-175 & 8-175 (25 3/16" COV.) 7/8" CORRUGATED (26 19/32" COV.) 6-150 & 7-150 (24" COV.)					HF-12 HF-11 HF-8 HF-6 HF-12	STRATUS		AR NS SL	**SH
	29 <sup>4</sup>	26	29 <sup>4</sup>	26	26	24	22	29	28	26	24	22	22	26	24	24	29
	●	●											●				
	●	●															
	●	●	●	●									●	●	●	●	
	●	●	●	●	●	●	●		●	●	●	●	●	●		●	
	○	○	○		○					○			○	○			
		●	●	●													
	●		●	●													
	○	○		○									○				
	●	●	●	●									●	●		●	
	●	●	●	●									●	●		●	
	●		●	●									●				
	●	●	●	●													
	○	○	○	○	○	○	○	○		○	○	○					
	●	●	●	●													●
	●	●	●	●									●			●	
				●													
	●	●	●	●									●				
	●	●	●	●									●				
	●	●	●	●									●				
	●	●	●	●									●				
	○	○	○	○	○	○	○	○		○	○	○	○	○	○	○	○

**NOTES:**  
 1 - 30" coverage  
 1 - Recouvrement de 30 po  
 2 - 32" coverage  
 2 - Recouvrement de 32 po  
 3 - 3-150 only  
 3 - 3-150 seulement  
 4 - Grade 80  
 4 - Grade 80  
 5 - Interior use only  
 5 - Pour usage intérieur seulement

\*\*SH = Springhouse Shingles

**NOTES:**  
 6 - Not Perspectra Series  
 6 - Pas série Perspectra  
 7 - Available in Acoustic  
 7 - Disponible en acoustique  
 8 - 8 mm interior coating is QC1546 Interior White 8/8  
 8 - Revêtement 8 mm intérieur est QC1546 Blanc Intérieure 8/8

**SUBJECT TO CHANGE WITHOUT NOTICE.**

PROFILES & GAUGES   Profilés et Épaisseurs														*Availability is subject to change without notice.   La disponibilité est sujette à changement sans préavis.																							
Durandar XL (10,000 Elite)		6-150 7-150				7-175 8-175 7/8" CORRUGATED   Ondulé de 7/8 po				3-150 4-150 7/8" CORR (31 15/16" COV.) 7-175 & 8-175 (30 3/4" COV.)				CP-36		CENTURY RIB DIAMOND RIB DR6-75 ULTIMA 6-150 & 7-150 (30" COV.)	OPTIMUM RIB LO-RIB	AL-315			CH5-32 & CH6-32 DIAMOND RIB (30" COV.) 7-175 & 8-175 (25 9/16" COV.) 7/8" CORRUGATED (26 19/32" COV.) 6-150 & 7-150 (24" COV.)					HF-12 HF-11 HF-8 HF-6 HV-12	STRATUS		AR NS SL	**SH							
		26	24	22	20	26	24	22	20	18	26	24	26	24	29 <sup>4</sup>			26	29 <sup>4</sup>	26	26	24	22	22	22	26	24	24	29								
QC9740	Rigel 2 / Rigel 2			●				●																													
<b>Wrinkle Coat</b>																																					
QC09999	Deep Grey   Gris profond																●	●																●	●		
QC09822	Ebony   Ébène	●	●					●	●								●	●								●								●	●		
QC09821	Graphite   Graphite	●	●					●	●								●	●								●								●	●		
QC09798	Sepia Brown   Brun sépia	●	●					●	●								●	●																●	●		
<b>Kynar 500</b>																																					
QC7635	Brown   Brun																																	●			
QC7040	Charcoal   Fusain																																		●		
QC7041	Colonial Red   Rouge colonial																																		●		
<b>Agway Print Series</b>																																					
QC18-2802	Cherry Woodgrain   Cherry Woodgrain			●				●																										●			
QC18-2411	Roasted Ash   Roasted Ash			●				●																										●			
QC18-2964	Silver Birch   Silver Birch			●				●																										●			
QC18-1028	Natural Zinc   Natural Zinc			●				●																											●		
<b>Barrier Series<sup>8</sup>   Série Barrière<sup>8</sup></b>																																					
QC1508	Bone White 8/8   Blanc os 8/8																																	○			
QC1546	Interior White 8/8 <sup>5</sup>   Blanc intérieur 8/8																																	○			
<b>Metallic Series*   Série Métallisé*</b>																																					
QC11080	Bright Silver   Argent métallisé	●	●	●				●	●	●																									●		
QC09919	Copper Metallic   Cuivre			●						●																									●		
QC11078	Light Pewter   Étain			○						○																									○		
<b>Plain Finishes   Finis Naturels</b>																																					
Indaten™ / Indaten <sup>MC</sup>				●				●																													
AZM150 / AZ50 Galvalume Plus		○						○					○	○																							
AZM180 / AZ60 Galvalume Plus			○	○				○	○																											○	
Z275 / G90 Galvanized   Galvanisé		○	○	○	○	○	○	○	○	○	○	○	○	○	○	○	○	○	○	○	○	○	○	○	○	○	○	○	○	○	○	○	○	○	○	○	
ZF120 Galvanneal (LZC)					○																														○	○	

\* Metallic paint finishes are directional in nature. In order to ensure consistency of shade and colour, all metallic material for a project should be ordered at the same time to ensure that it is all produced from the same paint batch.  
\* Les finis de peinture métallisés sont de nature directionnelle. Afin de garantir l'uniformité de la teinte et de la couleur, tous les matériaux métalliques d'un même projet doivent être commandés en même temps afin de garantir qu'ils sont tous produits à partir du même lot de peinture.

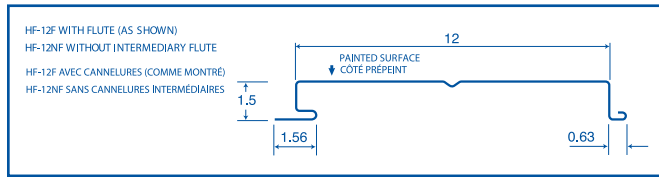
**NOTES:**  
 1 - 30" coverage      2 - 32" coverage      3 - 3-150 only      4 - Grade 80      5 - Interior use only  
 1 - Recouvrement de 30 po      2 - Recouvrement de 32 po      3 - 3-150 seulement      4 - Grade 80      5 - Pour usage intérieur seulement

\*\*SH = Springhouse Shingles

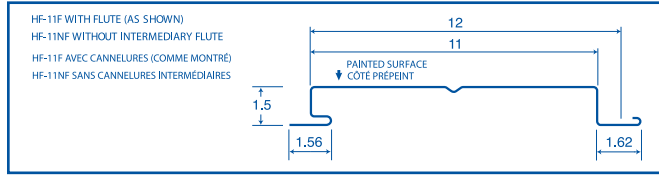
**SUBJECT TO CHANGE WITHOUT NOTICE.**

**NOTES:**  
 6 - Not Perspectra Series      7 - Available in Acoustic      8 - 8 mm interior coating is QC1546 Interior White 8/8  
 6 - Pas série Perspectra      7 - Disponible en acoustique      8 - Revêtement 8 mm intérieur est QC1546 Blanc Intérieure 8/8

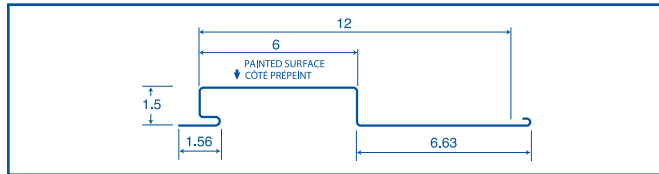
**HF-12F/HF-12NF**




**HF-11F/HF-11NF**



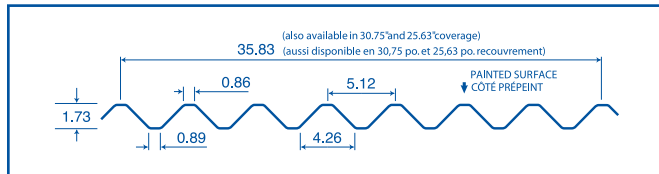
**HF-6NF**



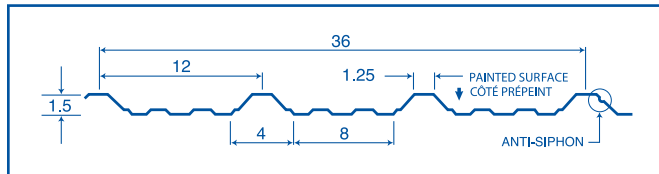
**7-150F / 7-150NF**



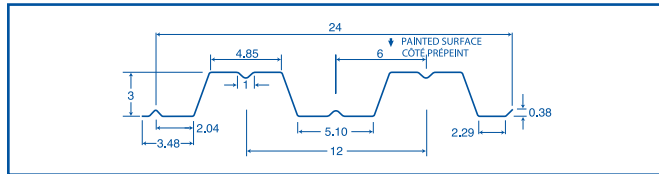
**8-175**



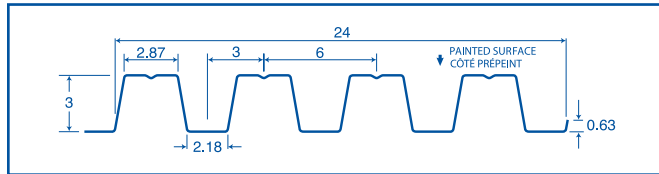
**4-150**



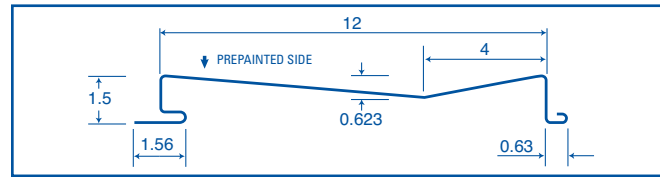
**2-300**



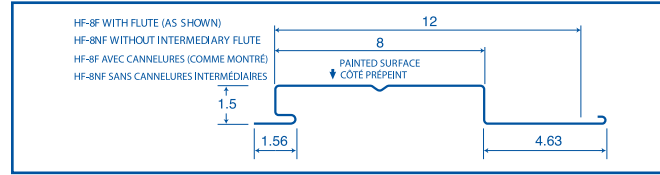
**4-300**



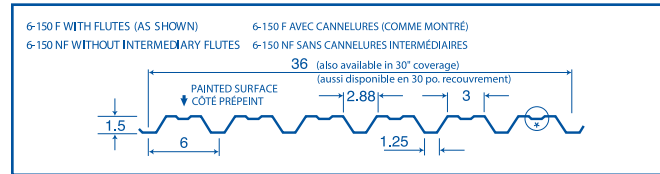
**HV-12**



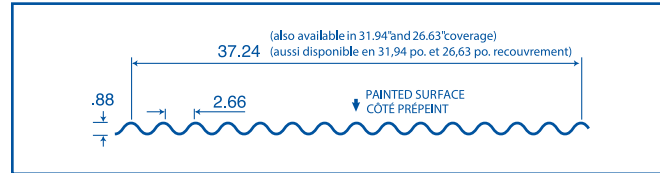
**HF-8F/HF-8NF**



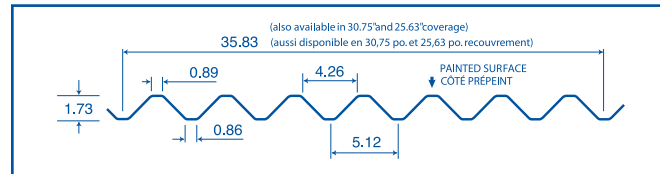
**6-150F/6-150NF**



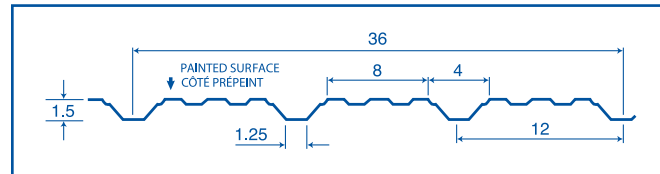
**7/8" CORRUGATED | Corrugé 7/8"**



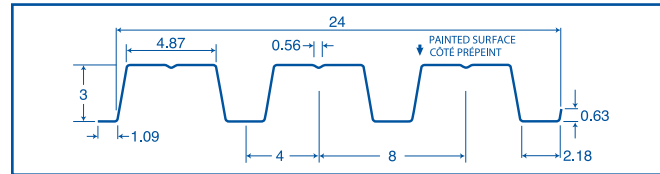
**7-175**



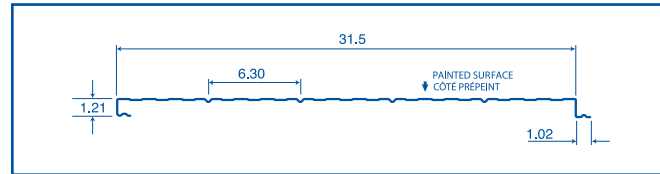
**3-150**



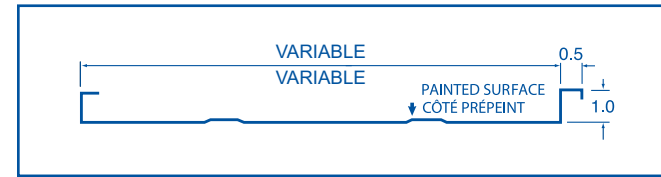
**3-300**



**AL-315**

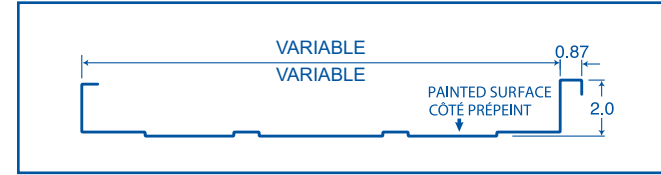


**AR-25\***



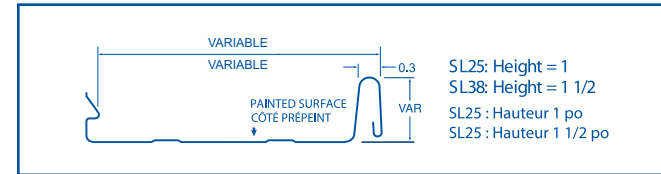
\* Intermediary flutes optional | rainures intermédiaires optionnelles

**AR-50\***



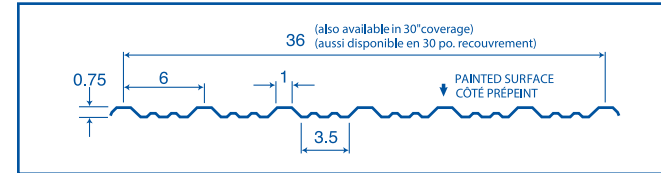
\* Intermediary flutes optional | rainures intermédiaires optionnelles

**SL25/SL38\***

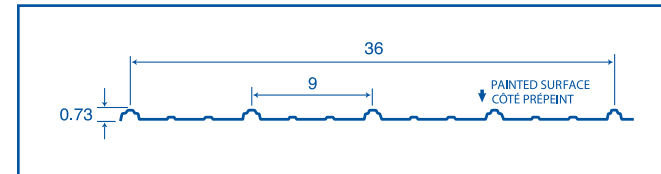


\* Intermediary flutes optional | rainures intermédiaires optionnelles

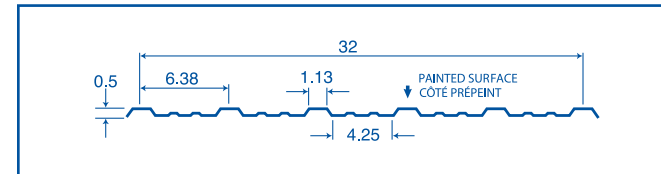
**DIAMOND RIB**



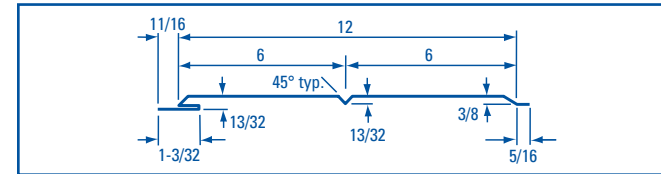
**OPTIMUM RIB**



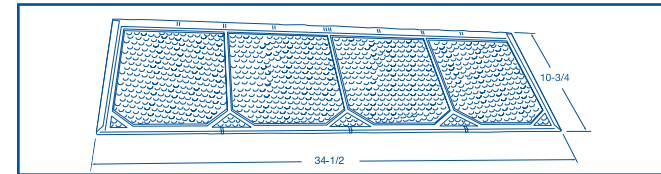
**CH6-32**



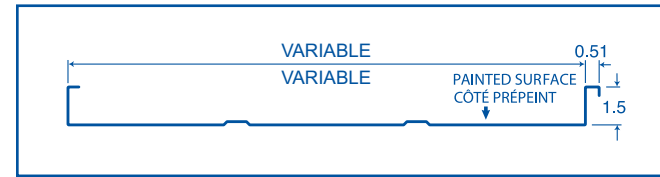
**STRATUS**



**SPRINGHOUSE SHINGLES**

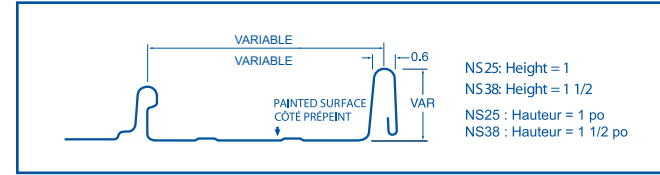


**AR-38\***



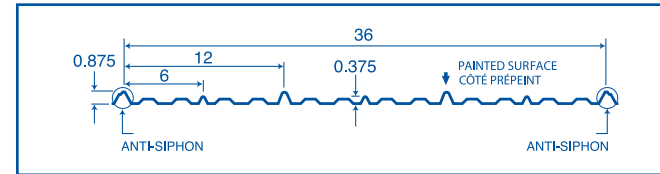
\* Intermediary flutes optional | rainures intermédiaires optionnelles

**NS25/NS38\***

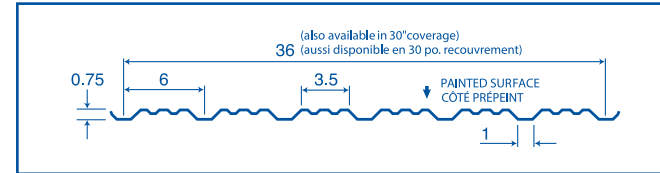


\* Intermediary flutes optional | rainures intermédiaires optionnelles

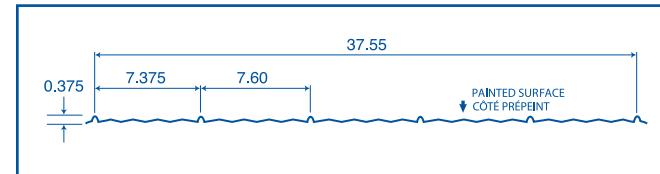
**CENTURY RIB**



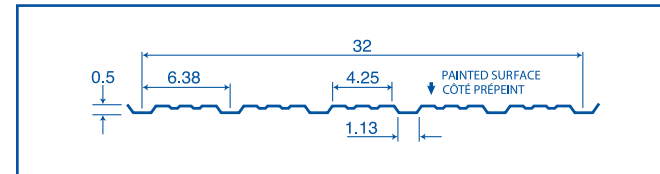
**DR6-75**



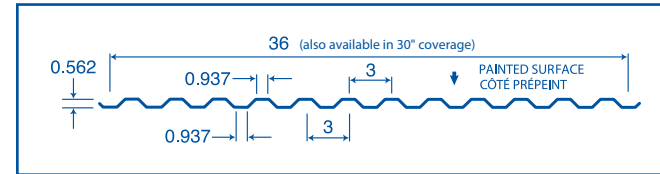
**LO-RIB**



**CH5-32**



**CP-36 | ULTIMA**





**Agway Metals Inc.**

**Brampton Plant**

170 Delta Park Blvd  
Brampton, ON L6T 5T6  
1.800.268.2083

**Exeter Plant**

97 Thames Road E  
Exeter, ON N0M 1S3  
1.800.265.7070

**Oakville Plant**

2775 Coventry Rd  
Oakville, ON L6H 5V9  
905.829.3900

[agwaymetals.com](http://agwaymetals.com) 



MEMBER



MEMBRE